

The Minnacle

Crescent
School



ISSUE 31 | SPRING 2022

Showcasing exceptional work by pupils at Crescent School.

Welcome

...to issue 31 of the *Minnacle*. Read on for inspiring examples of work from Crescent School.

The front cover for the Crescent *Minnacle* has been provided by Faris in Year 6. Faris' painting is based on the work of the artist Michael Craig-Martin who uses ordinary household objects to create unusual and colourful paintings. Faris' painting is beautifully observed, and the use of complementary colours adds contrast and depth to his work.

Special thanks to Sarah Webb for collecting and sending through all the great work for this lovely mini mag.

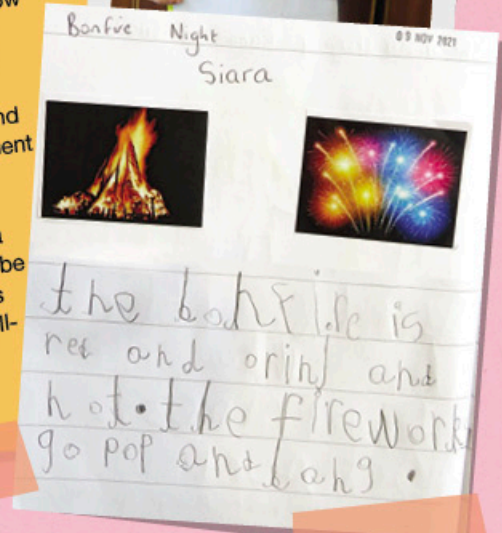
Be inspired!

Helen Pascoe-Williams
Editor & Co-ordinator of
the da Vinci Programme

Rec

The children have loved learning about, and sharing their experiences of Bonfire Night as part of our 'Celebrations of Light' topic. Building on our senses work, the children were asked to choose adjectives to describe how bonfires and fireworks look and sound. **Siara** wrote some lovely sentences, demonstrating her strong knowledge of phonics and her ability to listen to and segment the sounds in words. She has beautiful handwriting and is keen to write all her letters in a cursive style – even asking to be shown how to write the letters we haven't yet covered! A well-deserved Junior da Vinci for Literacy.

Siara, Rec



GREAT WORK FROM CRESCENT | GREAT WORK FROM CRESCENT



Hannah, Rec

Hannah started school with a love of reading! She always finds time in our busy day to take a few quiet moments in the book corner. She has recently started to enjoy chapter books and *The Secret Seven* stories are proving to be a firm favourite! Hannah has been awarded a Mastery Junior da Vinci in Literacy for her amazing reading ability.




In Art this term, we have been inspired by the book, *The Visitors*, by Clare Thompson who uses natural and manmade objects to create visual stories. The children collected a selection of bits and bobs, to create their own pictures. **Anaya**, **Hermione** and **Elliott** had some fascinating stories about what was happening in their pictures and showed great imagination and they were each awarded a Creativity Junior da Vinci.

Year 1

Felicity in Year 1 received a Mastery Junior da Vinci for her English story map. As a class, we had read the book *Five Minute's Peace* by Jill Murphy. Felicity worked hard to identify all of the key events in the story, and then drew and wrote her own, very accurate, story map to retell the story.



Felicity, Y1



Year 2

Theo rose to the challenge of becoming a Year 2 Maths Master by applying his number bonds. He showed his understanding by logically and methodically splitting peanuts equally between three baby monkeys in different ways.

To be Maths' Masters we know that we need to apply our understanding and solve problems.

These 3 monkeys have eaten lots of nuts altogether today BUT we don't know how many altogether. We do know they shared fairly this time. How many nuts could they each have had and what would be the lots?



- 000000 00000 00000 15 ✓
 - 000 000 000 9 ✓
 - 0000 0000 0000 12 ✓
 - 000000 000000 000000 18 ✓
 - 00000000 00000000 00000000 21 ✓
- How many ways did you find? Fantastic applied problem solving. Independent.



Theo, Y2

Year 3

Year 3 spent several weeks in their French lessons learning to recognise and name the planets in our Solar system. The children were then challenged to use their imagination to create a piece of art work illustrating their knowledge of the planets as well as being able to describe them in French using the correct word order! **Samuel** earned a Junior da Vinci Creativity for his model of the Solar system.



Samuel, Y3



Year 4

Year 4 received a letter this week from Wallace and Gromit, as they really needed our help! Someone had broken into their basement and stolen all their blueprints and plans for their new inventions and gadgets. They wanted us to come up with ideas for a new gadget to help with household chores.

The children designed some amazing machines and then wrote an explanation text to show us how their invention worked. Their designs were both imaginative and innovative.

Maisie created 'The Lazy-O-Mator 22,886', an incredible machine to help with all manner of tasks. It can do your homework for you, change the beds, fluff your pillows, and select clothing. Shopping even gets delivered down a pipe and it does your laundry.


Maisie was awarded full English Junior *da Vinci* pupil status for this work; Mastery, Practice and Creativity. She had thought carefully about the household chores she wanted to help with, and her design was colourful and detailed. She had explained fully how the machine worked. We are sure that many people with lots of housework to do would love this gadget!



Maisie, Y4

Year 5

Year 5 were asked to investigate different carrier bags to find out which had the most comfortable handles for customers to use. **Charlie and Zahra** planned and carried out comparative tests, recorded their results accurately and wrote conclusions supported by their evidence. They both demonstrated a super understanding of the process and were able to clearly interpret their results and form clear conclusions.



Charlie, Y5



Zahra, Y5

Year 6

Terrible but true,
Seen all over but,
People need to change,
Think, just think, for a minute,
All about the lives that were changed,
In a bus,
In a speech,
In a doctor,
In a priest,
All of the people who stop and think,
We're all the same, black or white,
They saw that,
Yes, they did,
But we need to think that way,
Put it in the past,
It will always be there,
So, don't tear it down and throw it in the water,
Don't hide from mistakes,
Just accept.



In Year 6 we are studying Poetry on a theme, particularly looking at power and discrimination. This led to studying some Black Lives Matter poetry and reflecting on the effect it has on us. This poem is **Sophie's** reflection, she was awarded a Mastery Junior *da Vinci* for her understanding.



Sophie, Y6

